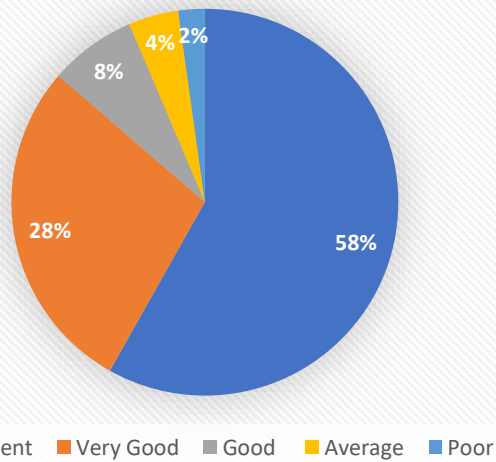


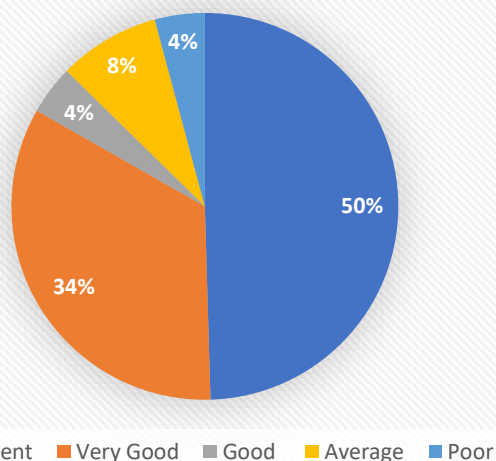
**GEETHANJALI COLLEGE OF ENGINEERING AND TECHNOLOGY
(UGC Autonomous)
STUDENT SATISFACTION SURVEY (2021-22)**

1. Passion and enthusiasm to teach



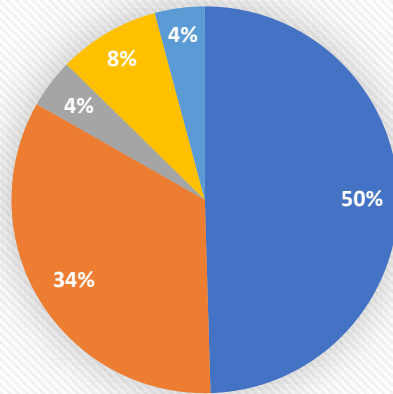
| Excellent | Very Good | Good | Average | Poor |
|-----------|-----------|------|---------|------|
| 1631 | 790 | 204 | 117 | 62 |

2. Subject knowledge



| Excellent | Very Good | Good | Average | Poor |
|-----------|-----------|------|---------|------|
| 836 | 1729 | 143 | 65 | 31 |

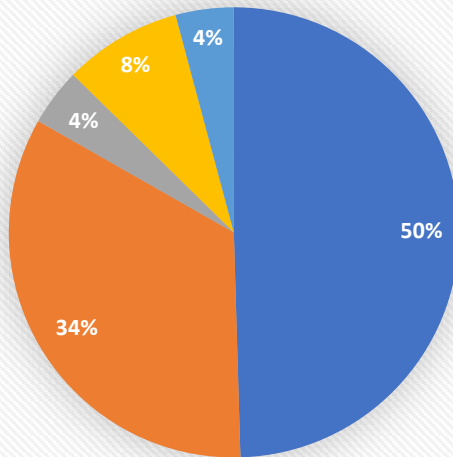
3. Clarity and emphasis on concepts



■ Excellent ■ Very Good ■ Good ■ Average ■ Poor

| Excellent | Very Good | Good | Average | Poor |
|-----------|-----------|------|---------|------|
| 1312 | 789 | 428 | 258 | 17 |

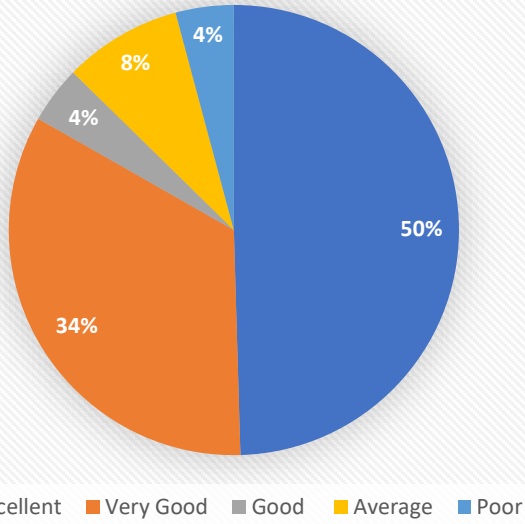
4. Motivate the student to explore the concepts in depth on his/her own



■ Excellent ■ Very Good ■ Good ■ Average ■ Poor

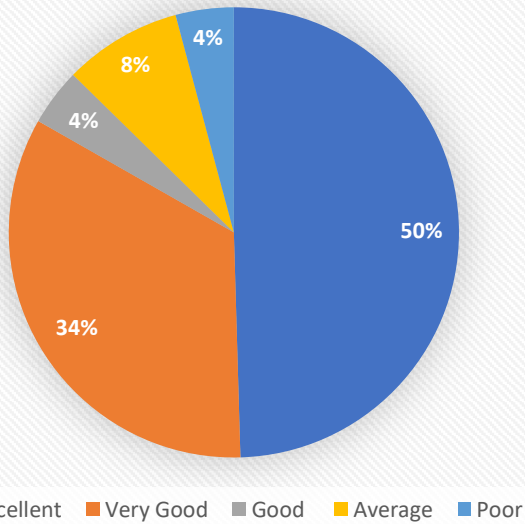
| Excellent | Very Good | Good | Average | Poor |
|-----------|-----------|------|---------|------|
| 1278 | 1126 | 274 | 105 | 21 |

5. Quality of PPTs, visuals, examples and applications shared on the screen



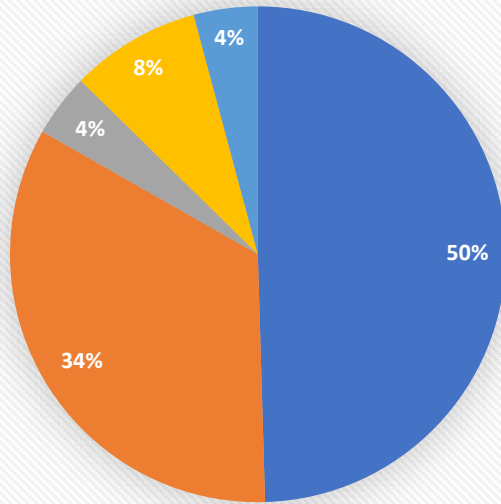
| Excellent | Very Good | Good | Average | Poor |
|-----------|-----------|------|---------|------|
| 1137 | 1064 | 178 | 387 | 38 |

6. Regularity, punctuality and uniform coverage of the syllabus



| Excellent | Very Good | Good | Average | Poor |
|-----------|-----------|------|---------|------|
| 1875 | 285 | 467 | 132 | 45 |

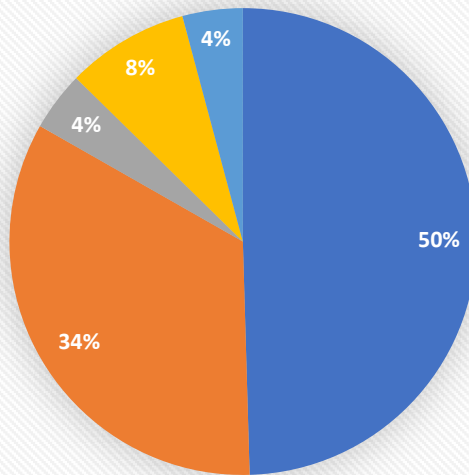
7. Clarity of voice



■ Excellent ■ Very Good ■ Good ■ Average ■ Poor

| Excellent | Very Good | Good | Average | Poor |
|-----------|-----------|------|---------|------|
| 1428 | 726 | 387 | 204 | 59 |

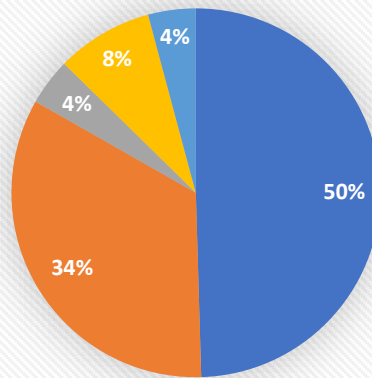
8. Adeptness at handling technical glitches



■ Excellent ■ Very Good ■ Good ■ Average ■ Poor

| Excellent | Very Good | Good | Average | Poor |
|-----------|-----------|------|---------|------|
| 967 | 1202 | 431 | 129 | 75 |

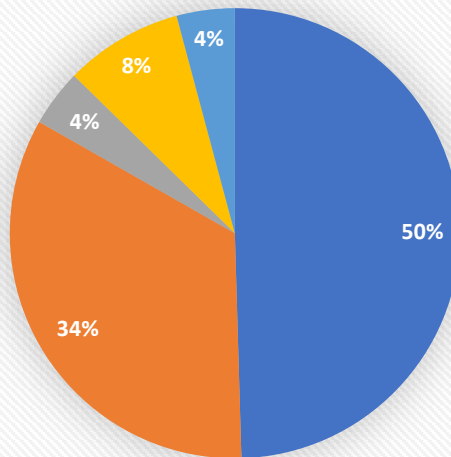
9.Promoting student thinking



■ Excellent ■ Very Good ■ Good ■ Average ■ Poor

| Excellent | Very Good | Good | Average | Poor |
|-----------|-----------|------|---------|------|
| 1026 | 1398 | 119 | 180 | 81 |

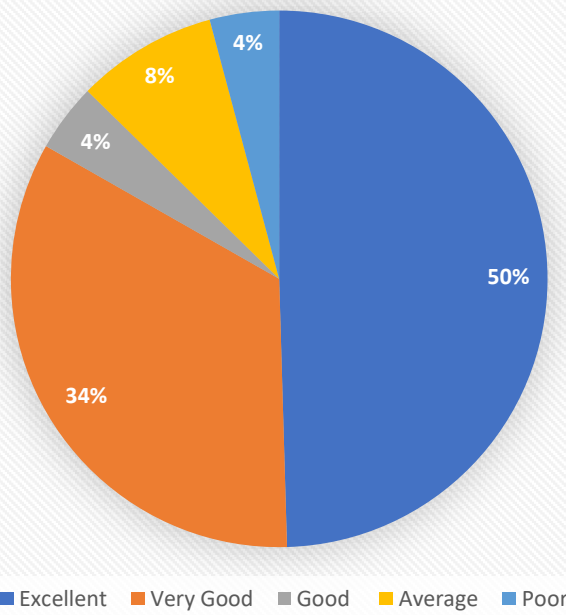
10.Encouraging student effort &inviting student interaction



■ Excellent ■ Very Good ■ Good ■ Average ■ Poor

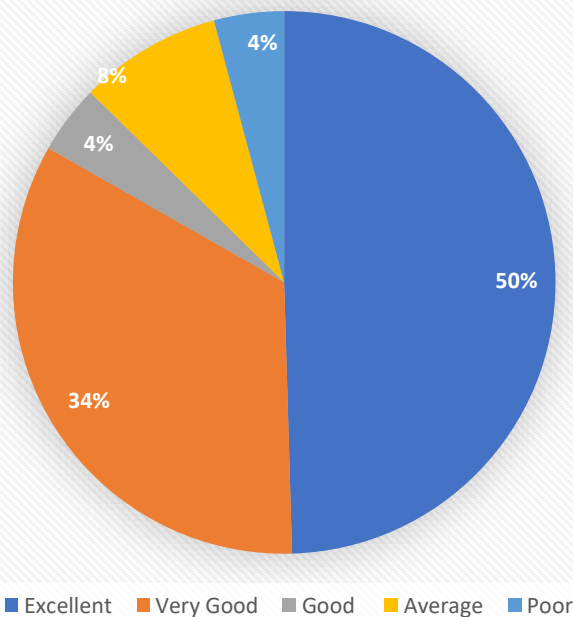
| Excellent | Very Good | Good | Average | Poor |
|-----------|-----------|------|---------|------|
| 1522 | 756 | 269 | 201 | 56 |

11. The lab instructor explained objectives and outcomes of lab experiments clearly well before the commencement of the lab



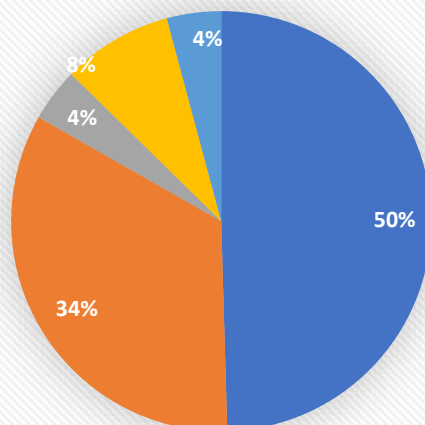
| Excellent | Very Good | Good | Average | Poor |
|-----------|-----------|------|---------|------|
| 1056 | 803 | 789 | 31 | 125 |

12. The lab instructor explained the procedures involved to perform the lab experiments/algorithms clearly well before the commencement of the lab.



| Excellent | Very Good | Good | Average | Poor |
|-----------|-----------|------|---------|------|
| 981 | 1547 | 238 | 31 | 7 |

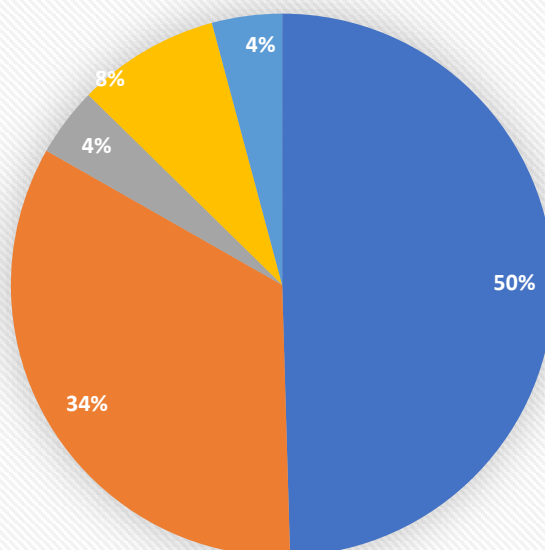
13. The laboratory assignments/discussion questions given after the completion of the experiment are interesting and reinforce what I have learned in the lab and its



■ Excellent ■ Very Good ■ Good ■ Average ■ Poor

| Excellent | Very Good | Good | Average | Poor |
|-----------|-----------|------|---------|------|
| 1026 | 975 | 645 | 128 | 30 |

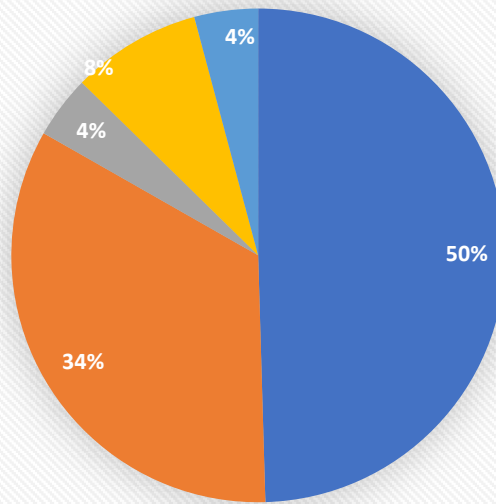
14. The lab instructor is impartial in dealing with all students and was regularly available for consultation during the lab.



■ Excellent ■ Very Good ■ Good ■ Average ■ Poor

| Excellent | Very Good | Good | Average | Poor |
|-----------|-----------|------|---------|------|
| 1172 | 985 | 621 | 6 | 20 |

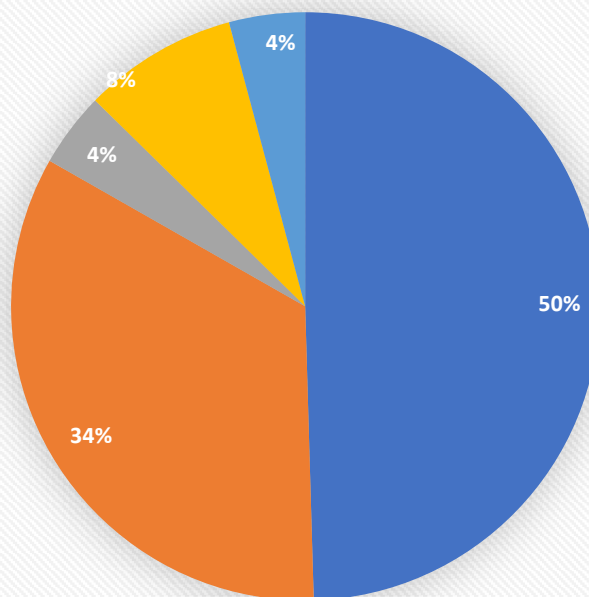
15. The lab instructor evaluated my work promptly, provided helpful feedback on my progress and offer specific advice to promote improvement.



■ Excellent ■ Very Good ■ Good ■ Average ■ Poor

| Excellent | Very Good | Good | Average | Poor |
|-----------|-----------|------|---------|------|
| 1278 | 267 | 769 | 394 | 96 |

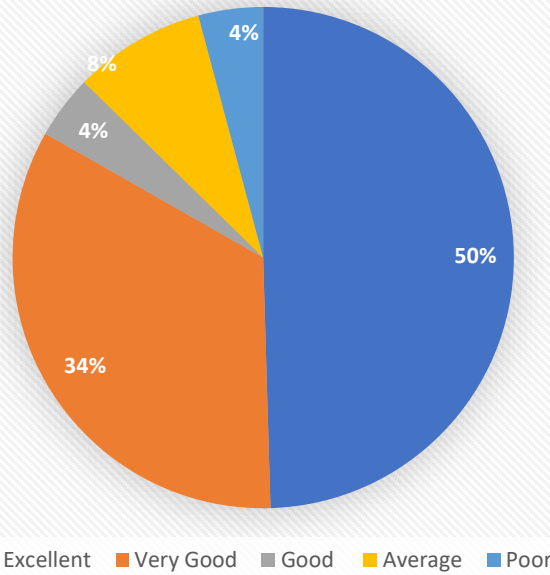
16. The lab instructor encourages me to work better with others in the lab.



■ Excellent ■ Very Good ■ Good ■ Average ■ Poor

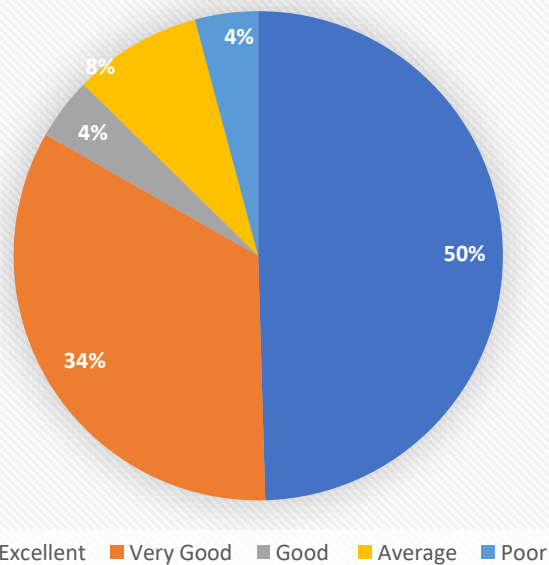
| Excellent | Very Good | Good | Average | Poor |
|-----------|-----------|------|---------|------|
| 937 | 1264 | 197 | 375 | 31 |

17. The lab instructor helps me learn important techniques associated with this lab course.



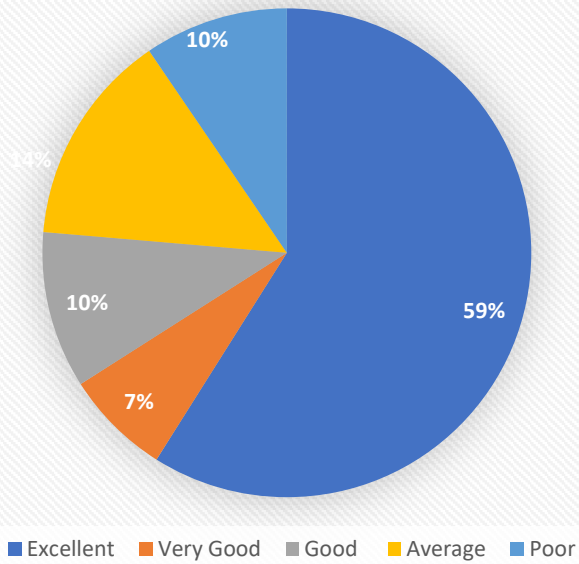
| Excellent | Very Good | Good | Average | Poor |
|-----------|-----------|------|---------|------|
| 1796 | 671 | 175 | 139 | 23 |

18. Experiments/Algorithms detailed in the lab course have enhanced my critical thinking ability.



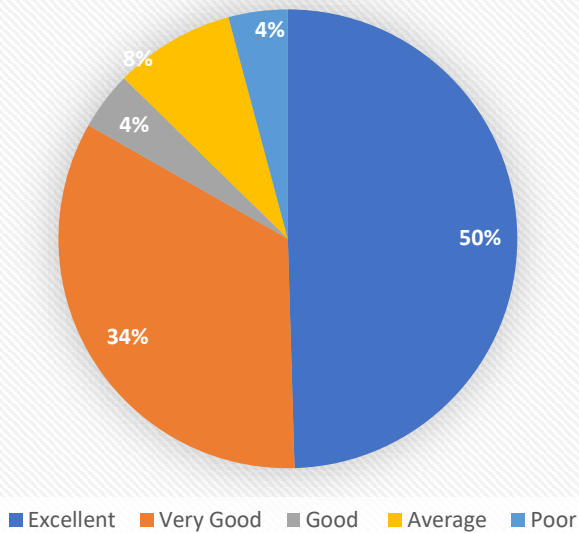
| Excellent | Very Good | Good | Average | Poor |
|-----------|-----------|------|---------|------|
| 1823 | 284 | 376 | 298 | 23 |

19. Employability Skills



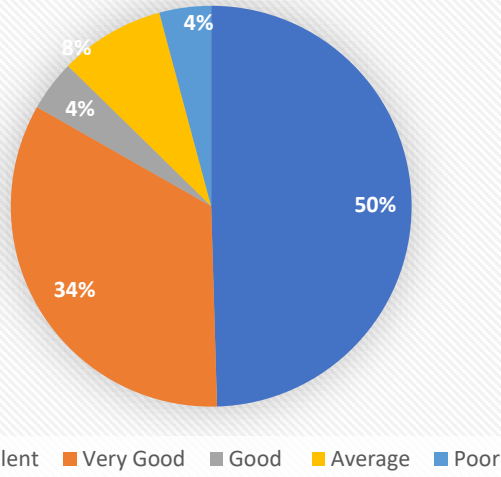
| Excellent | Very Good | Good | Average | Poor |
|-----------|-----------|------|---------|------|
| 1653 | 197 | 291 | 396 | 267 |

20. Mentoring support



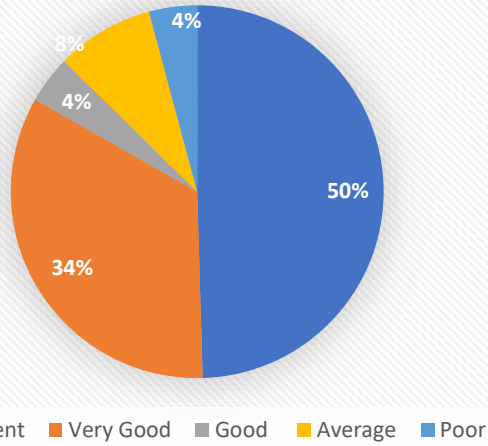
| Excellent | Very Good | Good | Average | Poor |
|-----------|-----------|------|---------|------|
| 1498 | 923 | 215 | 134 | 34 |

21. Campus Placement Efforts



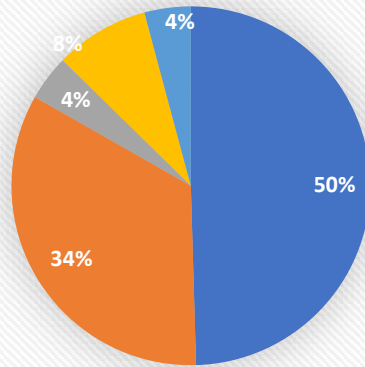
| Excellent | Very Good | Good | Average | Poor |
|-----------|-----------|------|---------|------|
| 1235 | 1078 | 298 | 123 | 70 |

22. Career and academic guidance



| Excellent | Very Good | Good | Average | Poor |
|-----------|-----------|------|---------|------|
| 1296 | 1098 | 198 | 102 | 110 |

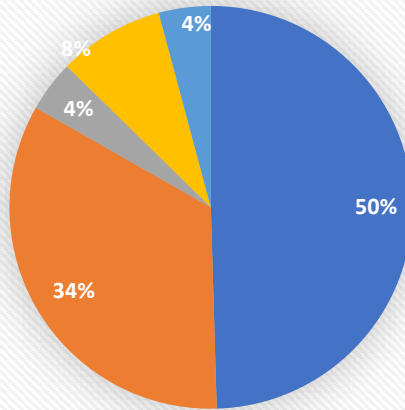
23. Leadership of the college



■ Excellent ■ Very Good ■ Good ■ Average ■ Poor

| Excellent | Very Good | Good | Average | Poor |
|-----------|-----------|------|---------|------|
| 1178 | 1341 | 265 | 7 | 13 |

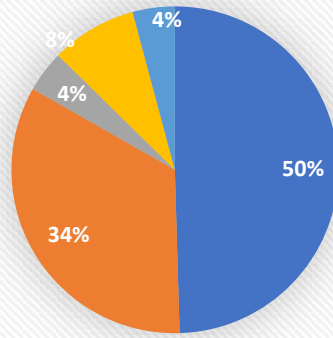
24. Soft skills and Personality Development



■ Excellent ■ Very Good ■ Good ■ Average ■ Poor

| Excellent | Very Good | Good | Average | Poor |
|-----------|-----------|------|---------|------|
| 1045 | 1089 | 342 | 187 | 41 |

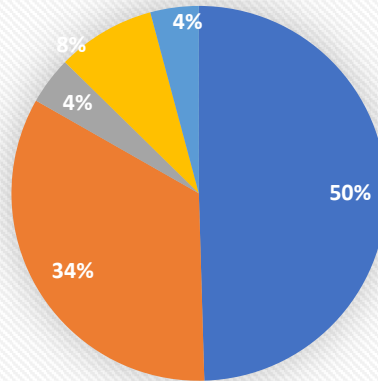
25. Library Facilities



■ Excellent ■ Very Good ■ Good ■ Average ■ Poor

| Excellent | Very Good | Good | Average | Poor |
|-----------|-----------|------|---------|------|
| 1397 | 971 | 287 | 132 | 17 |

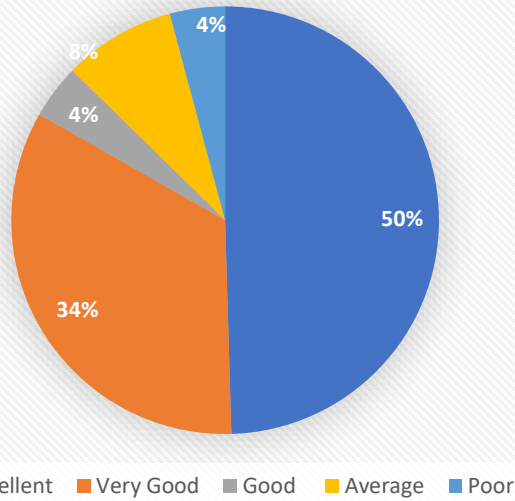
26. Extracurricular activities



■ Excellent ■ Very Good ■ Good ■ Average ■ Poor

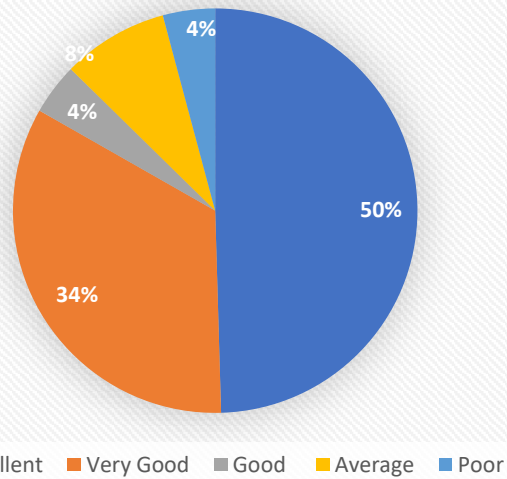
| Excellent | Very Good | Good | Average | Poor |
|-----------|-----------|------|---------|------|
| 1037 | 1168 | 205 | 375 | 19 |

27. Co-curricular activities



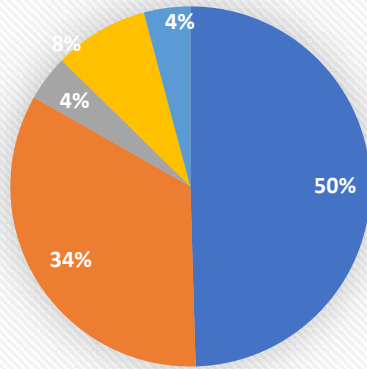
| Excellent | Very Good | Good | Average | Poor |
|-----------|-----------|------|---------|------|
| 1218 | 1104 | 238 | 131 | 113 |

28. If using college transport, college transport facilities



| Excellent | Very Good | Good | Average | Poor |
|-----------|-----------|------|---------|------|
| 942 | 1034 | 125 | 489 | 214 |

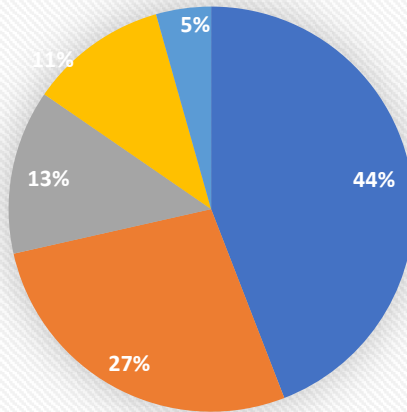
29. Service in Academic Section



■ Excellent ■ Very Good ■ Good ■ Average ■ Poor

| Excellent | Very Good | Good | Average | Poor |
|-----------|-----------|------|---------|------|
| 1765 | 656 | 113 | 219 | 51 |

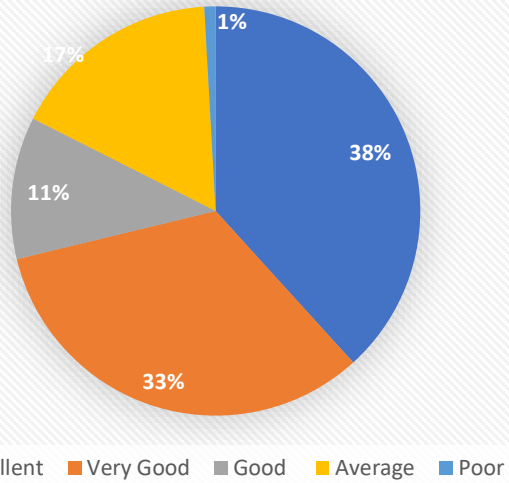
30. Service in Exam Branch



■ Excellent ■ Very Good ■ Good ■ Average ■ Poor

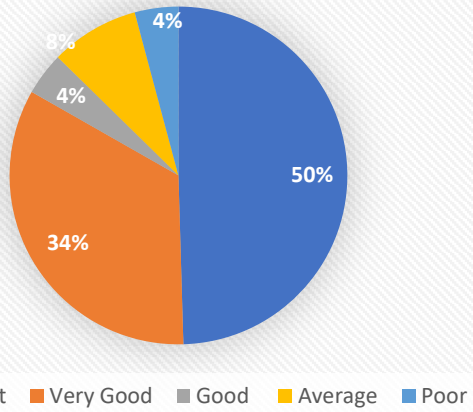
| Excellent | Very Good | Good | Average | Poor |
|-----------|-----------|------|---------|------|
| 1237 | 767 | 368 | 309 | 123 |

31. Service in Accounts Section



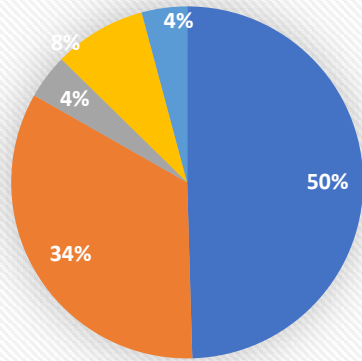
| Excellent | Very Good | Good | Average | Poor |
|-----------|-----------|------|---------|------|
| 1073 | 924 | 315 | 467 | 25 |

32. Physical Education Facilities



| Excellent | Very Good | Good | Average | Poor |
|-----------|-----------|------|---------|------|
| 897 | 1267 | 459 | 132 | 49 |

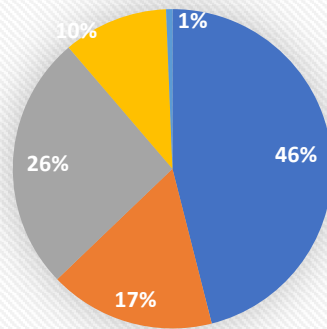
33. Quality of food in Canteen



■ Excellent ■ Very Good ■ Good ■ Average ■ Poor

| Excellent | Very Good | Good | Average | Poor |
|-----------|-----------|------|---------|------|
| 786 | 1106 | 303 | 234 | 375 |

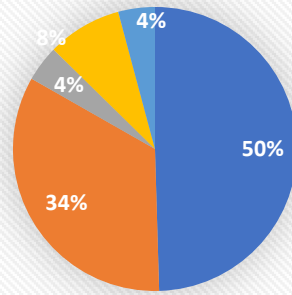
34. Service in the Canteen



■ Excellent ■ Very Good ■ Good ■ Average ■ Poor

| Excellent | Very Good | Good | Average | Poor |
|-----------|-----------|------|---------|------|
| 1291 | 471 | 726 | 298 | 18 |

35. Overall opinion of GCET in comparison to other colleges



■ Excellent ■ Very Good ■ Good ■ Average ■ Poor

| Excellent | Very Good | Good | Average | Poor |
|-----------|-----------|------|---------|------|
| 1389 | 945 | 115 | 238 | 117 |