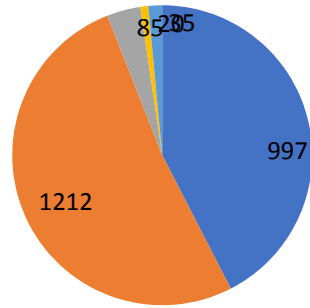


GEETHANJALI COLLEGE OF ENGINEERING AND TECHNOLOGY
(UGC Autonomous)
STUDENT SATISFACTION SURVEY (2021-22)

	<p>1.Passion and enthusiasm to teach</p>  <p>■ Excellent ■ Very Good ■ Good ■ Average ■ Poor</p>											
	<table border="1" style="margin-left: auto; margin-right: auto;"> <thead> <tr> <th>Excellent</th> <th>Very Good</th> <th>Good</th> <th>Average</th> <th>Poor</th> </tr> </thead> <tbody> <tr> <td style="text-align: center;">894</td> <td style="text-align: center;">1351</td> <td style="text-align: center;">67</td> <td style="text-align: center;">28</td> <td style="text-align: center;">9</td> </tr> </tbody> </table>	Excellent	Very Good	Good	Average	Poor	894	1351	67	28	9	
Excellent	Very Good	Good	Average	Poor								
894	1351	67	28	9								
	<p>2. Subject knowledge</p>  <p>■ Excellent ■ Very Good ■ Good ■ Average ■ Poor</p>											
	<table border="1" style="margin-left: auto; margin-right: auto;"> <thead> <tr> <th>Excellent</th> <th>Very Good</th> <th>Good</th> <th>Average</th> <th>Poor</th> </tr> </thead> <tbody> <tr> <td style="text-align: center;">1005</td> <td style="text-align: center;">1212</td> <td style="text-align: center;">44</td> <td style="text-align: center;">20</td> <td style="text-align: center;">68</td> </tr> </tbody> </table>	Excellent	Very Good	Good	Average	Poor	1005	1212	44	20	68	
Excellent	Very Good	Good	Average	Poor								
1005	1212	44	20	68								

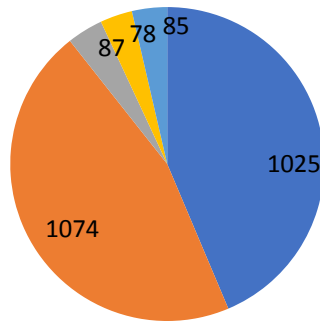
3. Clarity and emphasis on concepts



■ Excellent ■ Very Good ■ Good ■ Average ■ Poor

Excellent	Very Good	Good	Average	Poor
997	1212	85	20	35

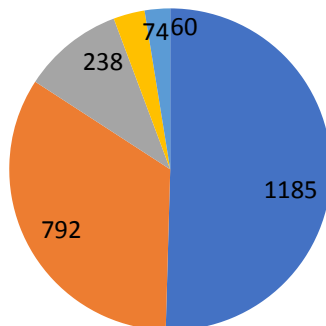
4. Motivating and inspiring the student



■ Excellent ■ Very Good ■ Good ■ Average ■ Poor

Excellent	Very Good	Good	Average	Poor
1025	1074	87	78	85

5. Creating interest in the subject



■ Excellent ■ Very Good ■ Good ■ Average ■ Poor

Excellent	Very Good	Good	Average	Poor
1185	792	238	74	60

1185

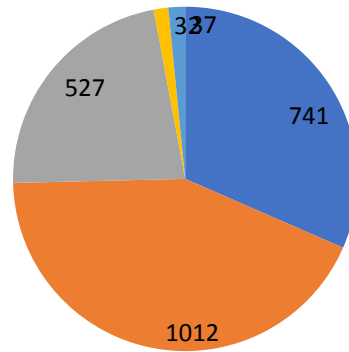
792

238

74

60

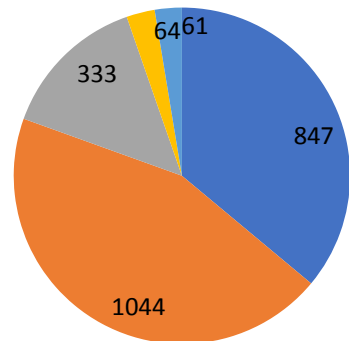
6. Quality of illustrative visuals, examples and applications



■ Excellent ■ Very Good ■ Good ■ Average ■ Poor

Excellent	Very Good	Good	Average	Poor
741	1012	527	32	37

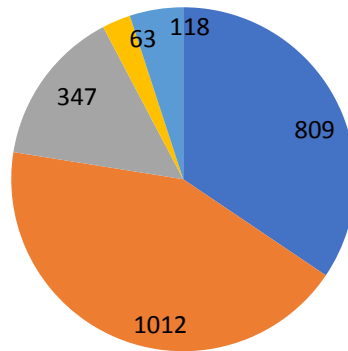
7. Regularity, punctuality & uniform coverage of syllabus



■ Excellent ■ Very Good ■ Good ■ Average ■ Poor

Excellent	Very Good	Good	Average	Poor
847	1044	333	64	61

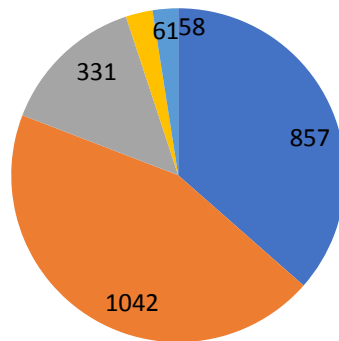
8. Discipline and control over the class



■ Excellent ■ Very Good ■ Good ■ Average ■ Poor

Excellent	Very Good	Good	Average	Poor
809	1012	347	63	118

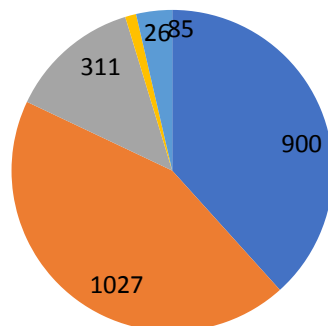
9. Promoting student thinking



■ Excellent ■ Very Good ■ Good ■ Average ■ Poor

Excellent	Very Good	Good	Average	Poor
857	1042	331	61	58

10. Encouraging student effort & inviting student interaction



■ Excellent ■ Very Good ■ Good ■ Average ■ Poor

Excellent	Very Good	Good	Average	Poor
900	1027	311	26	85

900

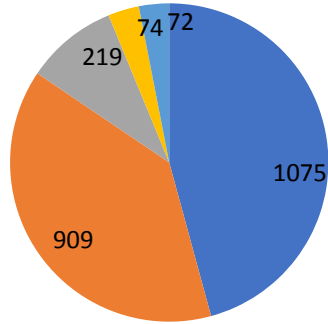
1027

311

26

85

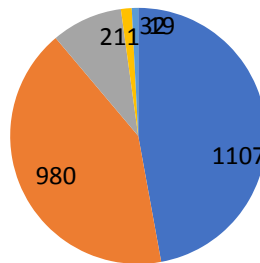
11. The lab instructor explained objectives and outcomes of lab experiments clearly well before the commencement of the lab



■ Excellent ■ Very Good ■ Good ■ Average ■ Poor

Excellent	Very Good	Good	Average	Poor
1075	909	219	74	72

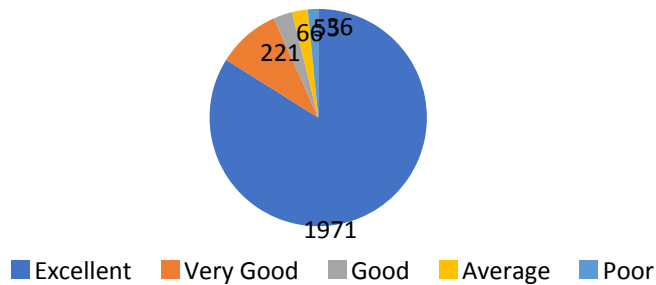
12. The lab instructor explained the procedures involved to perform the lab experiments/algorithms clearly well before the commencement of the lab.



■ Excellent ■ Very Good ■ Good ■ Average ■ Poor

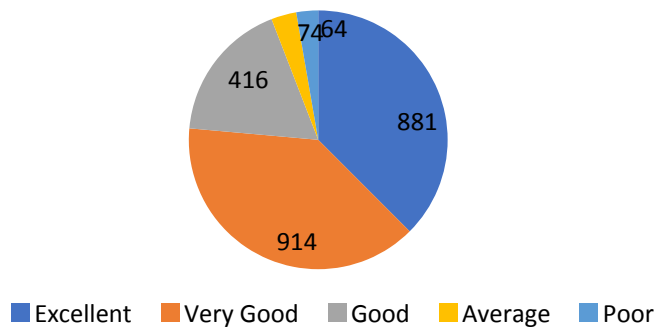
Excellent	Very Good	Good	Average	Poor
1107	980	211	32	19

13. The laboratory assignments/discussion questions given after the completion of the experiment are interesting and reinforce what you have learned in the lab and its corresponding theoretical concepts



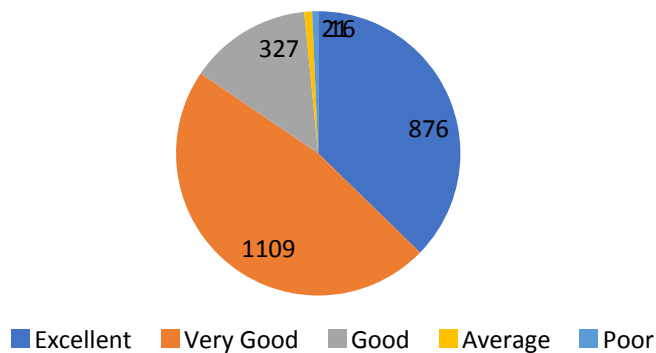
Excellent	Very Good	Good	Average	Poor
1971	221	66	55	36

14. The lab instructor is impartial in dealing with all students and was regularly available for consultation during the lab



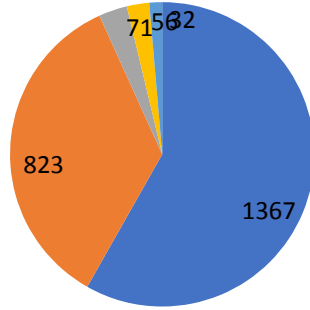
Excellent	Very Good	Good	Average	Poor
881	914	416	74	64

15. The lab instructor evaluated my work promptly, provided helpful feedback on my progress and offer specific advice to promote improvement



Excellent	Very Good	Good	Average	Poor
876	1109	327	21	16

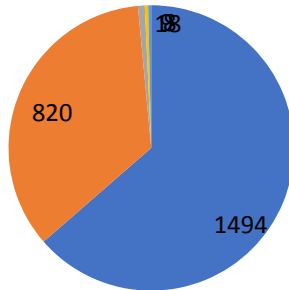
16. The lab instructor encourages me to work better with others in the lab



■ Excellent ■ Very Good ■ Good ■ Average ■ Poor

Excellent	Very Good	Good	Average	Poor
1367	823	71	56	32

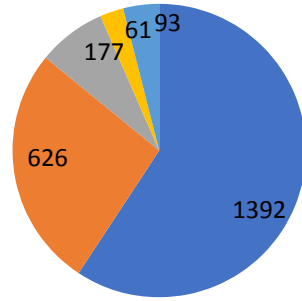
17. The lab instructor helps me learn important techniques associated with this lab course.



■ Excellent ■ Very Good ■ Good ■ Average ■ Poor

Excellent	Very Good	Good	Average	Poor
1494	820	18	9	8

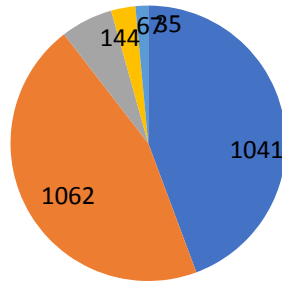
18. Experiments/Algorithms detailed in the lab course have enhanced my critical thinking ability.



■ Excellent ■ Very Good ■ Good ■ Average ■ Poor

Excellent	Very Good	Good	Average	Poor
1392	626	177	61	93

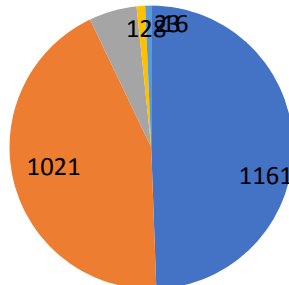
19. Employability Skills



■ Excellent ■ Very Good ■ Good ■ Average ■ Poor

Excellent	Very Good	Good	Average	Poor
1041	1062	144	67	35

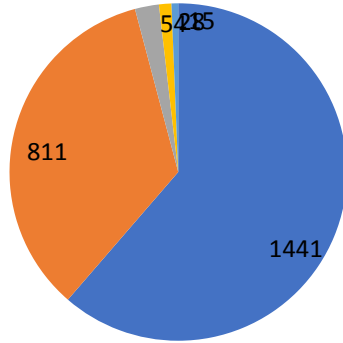
20. Mentoring support



■ Excellent ■ Very Good ■ Good ■ Average ■ Poor

Excellent	Very Good	Good	Average	Poor
1161	1021	128	23	16

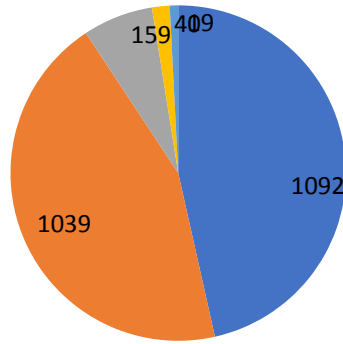
21. Campus Placement Efforts



■ Excellent ■ Very Good ■ Good ■ Average ■ Poor

Excellent	Very Good	Good	Average	Poor
1441	811	54	28	15

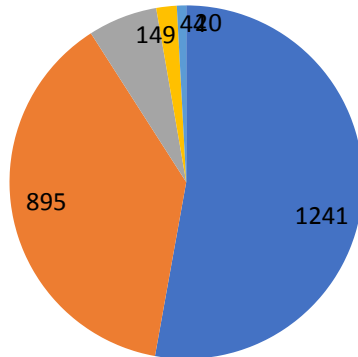
22. Career and academic guidance



■ Excellent ■ Very Good ■ Good ■ Average ■ Poor

Excellent	Very Good	Good	Average	Poor
1092	1039	159	40	19

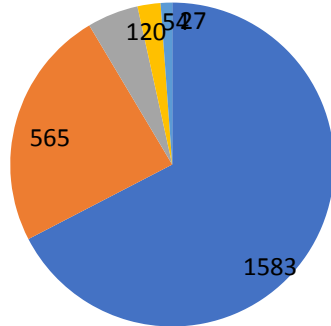
23. Leadership of the college



■ Excellent ■ Very Good ■ Good ■ Average ■ Poor

Excellent	Very Good	Good	Average	Poor
1241	895	149	44	20

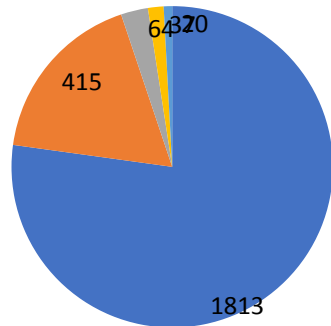
24. Soft skills and Personality Development



■ Excellent ■ Very Good ■ Good ■ Average ■ Poor

Excellent	Very Good	Good	Average	Poor
1583	565	120	54	27

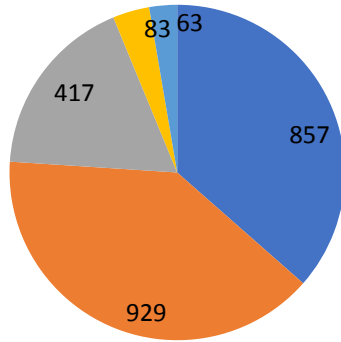
25. Library Facilities



■ Excellent ■ Very Good ■ Good ■ Average ■ Poor

Excellent	Very Good	Good	Average	Poor
1813	415	64	37	20

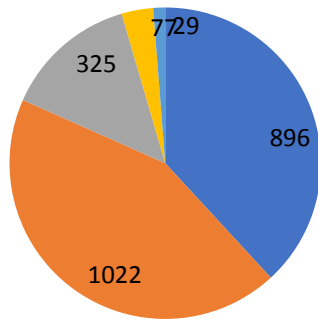
26.Extracurricular activities



■ Excellent ■ Very Good ■ Good ■ Average ■ Poor

Excellent	Very Good	Good	Average	Poor
857	929	417	83	63

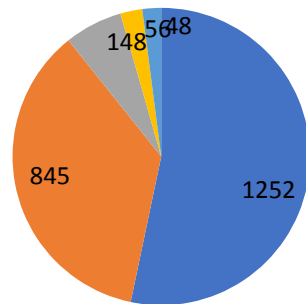
27.Co-curricular activities



■ Excellent ■ Very Good ■ Good ■ Average ■ Poor

Excellent	Very Good	Good	Average	Poor
896	1022	325	77	29

28.If using college transport, college transport facilities



■ Excellent ■ Very Good ■ Good ■ Average ■ Poor

Excellent	Very Good	Good	Average	Poor
1252	845	148	56	48

1252

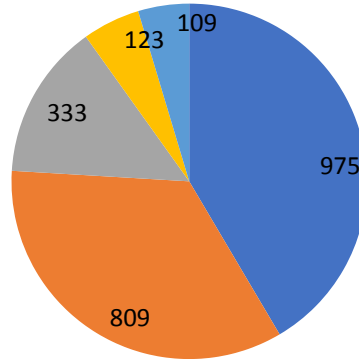
845

148

56

48

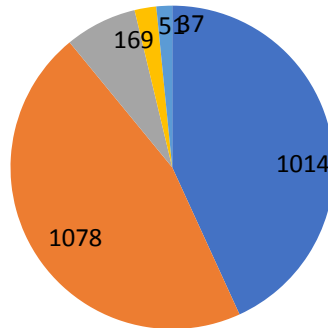
29. Service in Academic Section



■ Excellent ■ Very Good ■ Good ■ Average ■ Poor

Excellent	Very Good	Good	Average	Poor
975	809	333	123	109

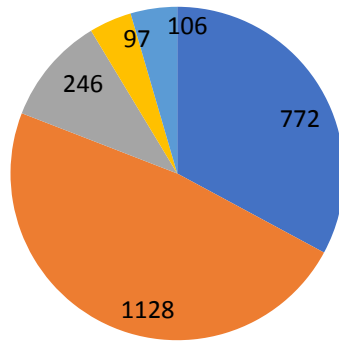
30. Service in Exam Branch



■ Excellent ■ Very Good ■ Good ■ Average ■ Poor

Excellent	Very Good	Good	Average	Poor
1014	1078	169	51	37

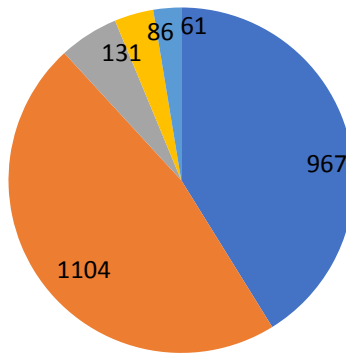
31. Service in Accounts Section



■ Excellent ■ Very Good ■ Good ■ Average ■ Poor

Excellent	Very Good	Good	Average	Poor
772	1128	246	97	106

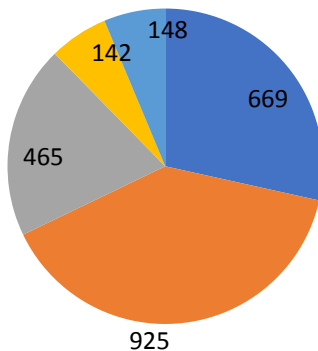
32. Physical Education Facilities



■ Excellent ■ Very Good ■ Good ■ Average ■ Poor

Excellent	Very Good	Good	Average	Poor
967	1104	131	86	61

33. Quality of food in Canteen



■ Excellent ■ Very Good ■ Good ■ Average ■ Poor

Excellent	Very Good	Good	Average	Poor
669	925	465	142	148

669

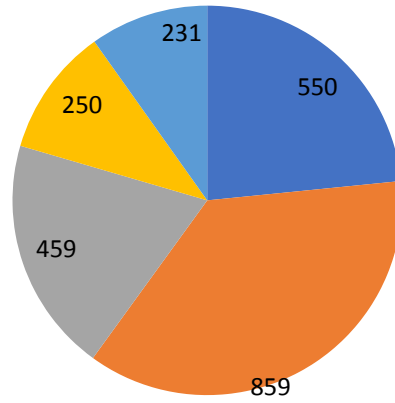
925

465

142

148

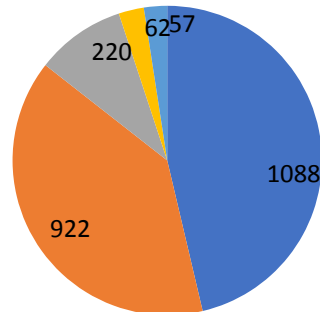
34. Service in the Canteen



■ Excellent ■ Very Good ■ Good ■ Average ■ Poor

Excellent	Very Good	Good	Average	Poor
550	859	459	250	231

35. Overall opinion of GCET in comparison to other colleges



■ Excellent ■ Very Good ■ Good ■ Average ■ Poor

Excellent	Very Good	Good	Average	Poor
1088	922	220	62	57

B. L. Prakash

Dr. B. L. Prakash
Coordinator-IQAC