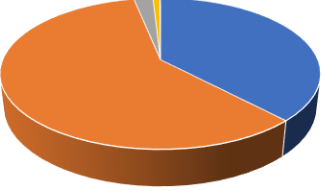
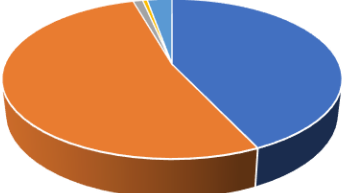
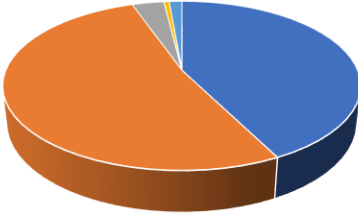
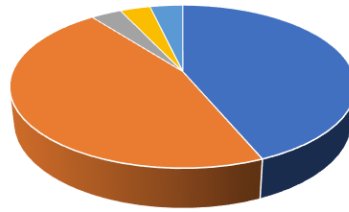


**GEETHANJALI COLLEGE OF ENGINEERING AND TECHNOLOGY
(UGC Autonomous)
STUDENT SATISFACTION SURVEY (2020-21)**

1. Passion and enthusiasm to teach					
					
■ Excellent ■ Very Good ■ Good ■ Average ■ Poor					
Excellent	Very Good	Good	Average	Poor	
797	1239	48	17	2	
2. Subject knowledge					
					
■ Excellent ■ Very Good ■ Good ■ Average ■ Poor					
Excellent	Very Good	Good	Average	Poor	
904	1106	23	11	59	
3. Clarity and emphasis on concepts					
					
■ Excellent ■ Very Good ■ Good ■ Average ■ Poor					
Excellent	Very Good	Good	Average	Poor	
894	1096	72	12	29	

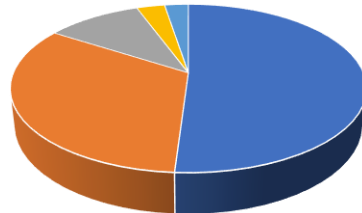
4. Motivating and inspiring the student



■ Excellent ■ Very Good ■ Good ■ Average ■ Poor

Excellent	Very Good	Good	Average	Poor
918	965	72	71	77

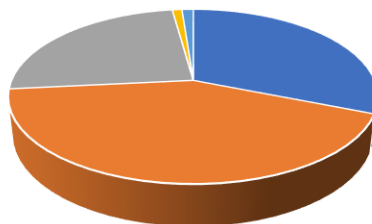
5. Creating interest in the subject



■ Excellent ■ Very Good ■ Good ■ Average ■ Poor

Excellent	Very Good	Good	Average	Poor
1073	695	217	64	54

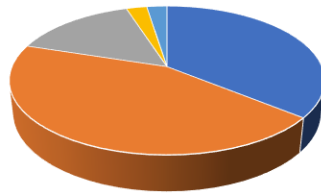
6. Quality of illustrative visuals, examples and applications



■ Excellent ■ Very Good ■ Good ■ Average ■ Poor

Excellent	Very Good	Good	Average	Poor
653	891	513	21	25

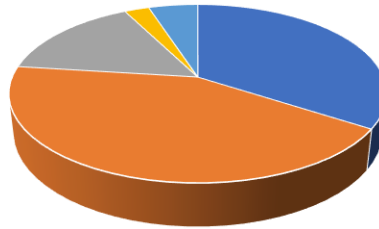
7. Regularity, punctuality & uniform coverage of syllabus



■ Excellent ■ Very Good ■ Good ■ Average ■ Poor

Excellent	Very Good	Good	Average	Poor
754	926	318	53	52

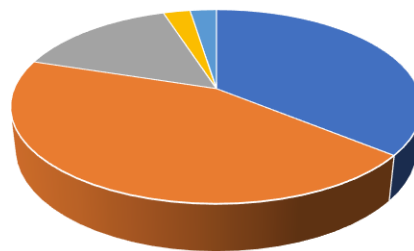
8. Discipline and control over the class



■ Excellent ■ Very Good ■ Good ■ Average ■ Poor

Excellent	Very Good	Good	Average	Poor
718	901	325	53	106

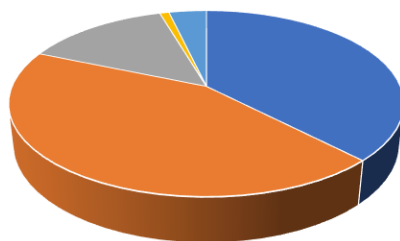
9. Promoting student thinking



■ Excellent ■ Very Good ■ Good ■ Average ■ Poor

Excellent	Very Good	Good	Average	Poor
754	926	318	53	52

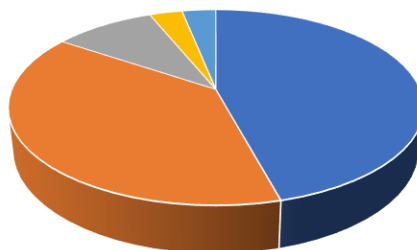
10. Encouraging student effort & inviting student interaction



■ Excellent ■ Very Good ■ Good ■ Average ■ Poor

Excellent	Very Good	Good	Average	Poor
793	918	296	19	77

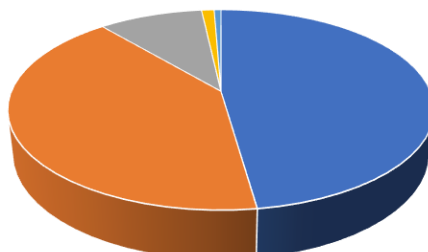
11. The lab instructor explained objectives and outcomes of lab experiments clearly well before the commencement of the lab



■ Excellent ■ Very Good ■ Good ■ Average ■ Poor

Excellent	Very Good	Good	Average	Poor
963	812	198	64	66

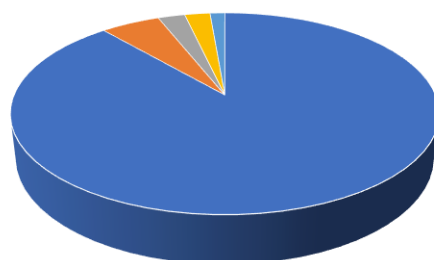
12. The lab instructor explained the procedures involved to perform the lab experiments/algorithms clearly well before the commencement of the lab.



■ Excellent ■ Very Good ■ Good ■ Average ■ Poor

Excellent	Very Good	Good	Average	Poor
1004	864	198	24	13

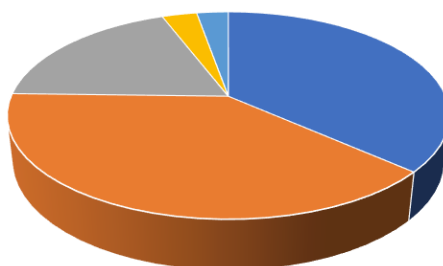
13. The laboratory assignments/discussion questions given after the completion of the experiment are interesting and reinforce what you have learned in the lab and its corresponding theoretical concepts



■ Excellent ■ Very Good ■ Good ■ Average ■ Poor

Excellent	Very Good	Good	Average	Poor
1864	112	51	48	28

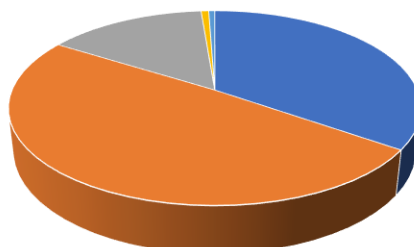
14. The lab instructor is impartial in dealing with all students and was regularly available for consultation during the lab



■ Excellent ■ Very Good ■ Good ■ Average ■ Poor

Excellent	Very Good	Good	Average	Poor
769	817	395	64	58

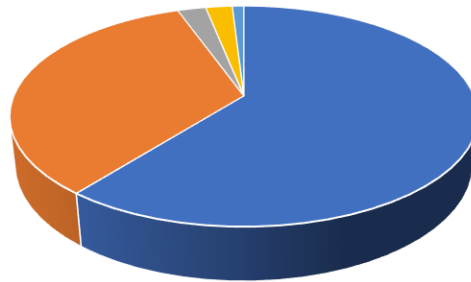
15. The lab instructor evaluated my work promptly, provided helpful feedback on my progress and offer specific advice to promote improvement



■ Excellent ■ Very Good ■ Good ■ Average ■ Poor

Excellent	Very Good	Good	Average	Poor
689	995	312	10	7

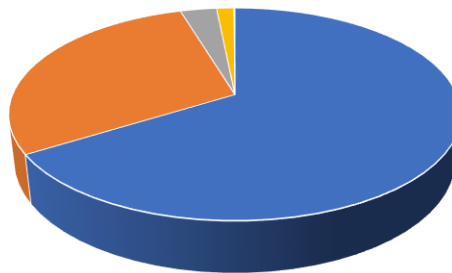
16. The lab instructor encourages me to work better with others in the lab



■ Excellent ■ Very Good ■ Good ■ Average ■ Poor

Excellent	Very Good	Good	Average	Poor
1276	712	49	46	20

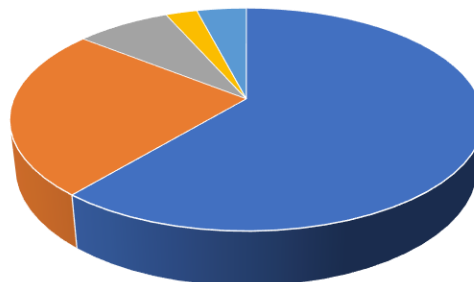
17. The lab instructor helps me learn important techniques associated with this lab course.



■ Excellent ■ Very Good ■ Good ■ Average ■ Poor

Excellent	Very Good	Good	Average	Poor
1391	614	5	1	2

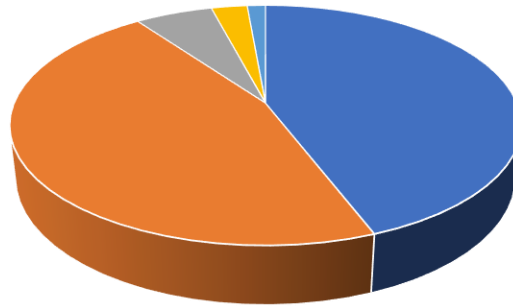
18. Experiments/Algorithms detailed in the lab course have enhanced my critical thinking ability.



■ Excellent ■ Very Good ■ Good ■ Average ■ Poor

Excellent	Very Good	Good	Average	Poor
1285	517	162	54	85

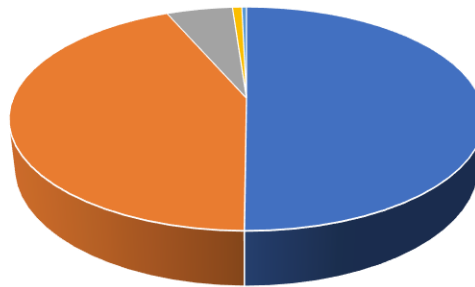
19. Employability Skills



■ Excellent ■ Very Good ■ Good ■ Average ■ Poor

Excellent	Very Good	Good	Average	Poor
929	965	123	57	29

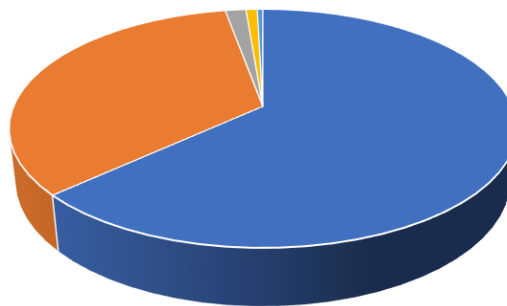
20. Mentoring support



■ Excellent ■ Very Good ■ Good ■ Average ■ Poor

Excellent	Very Good	Good	Average	Poor
1054	912	113	16	8

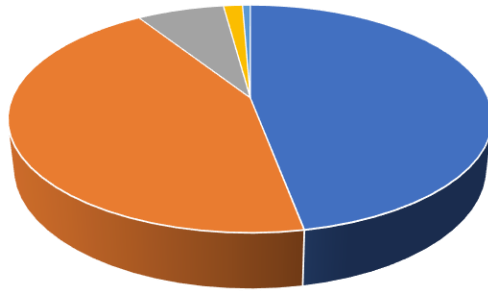
21. Campus Placement Efforts



■ Excellent ■ Very Good ■ Good ■ Average ■ Poor

Excellent	Very Good	Good	Average	Poor
1329	714	33	18	9

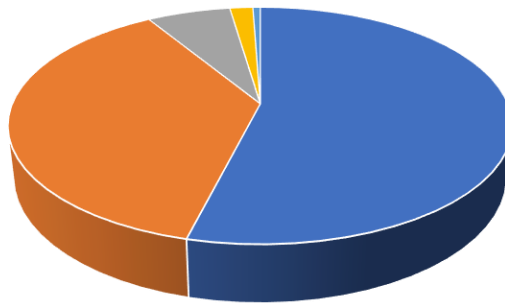
22. Career and academic guidance



■ Excellent ■ Very Good ■ Good ■ Average ■ Poor

Excellent	Very Good	Good	Average	Poor
989	923	146	32	13

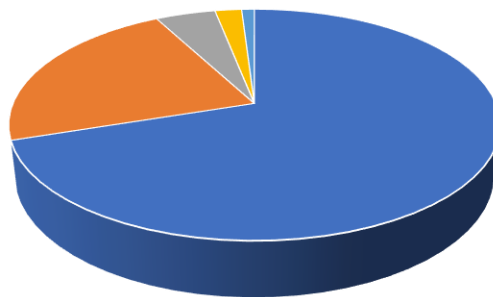
23. Leadership of the college



■ Excellent ■ Very Good ■ Good ■ Average ■ Poor

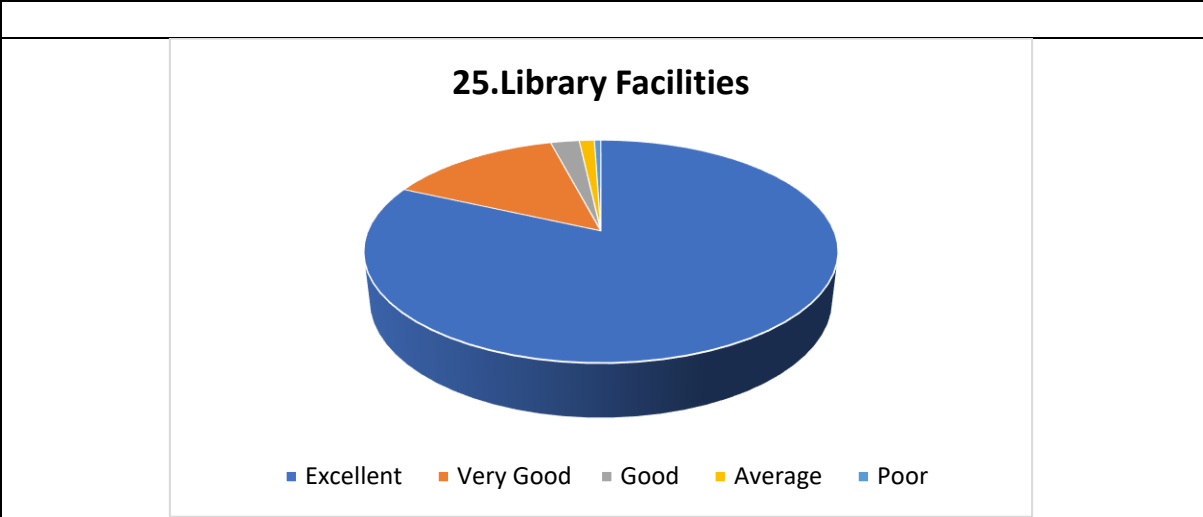
Excellent	Very Good	Good	Average	Poor
1134	786	134	37	12

24. Soft skills and Personality Development

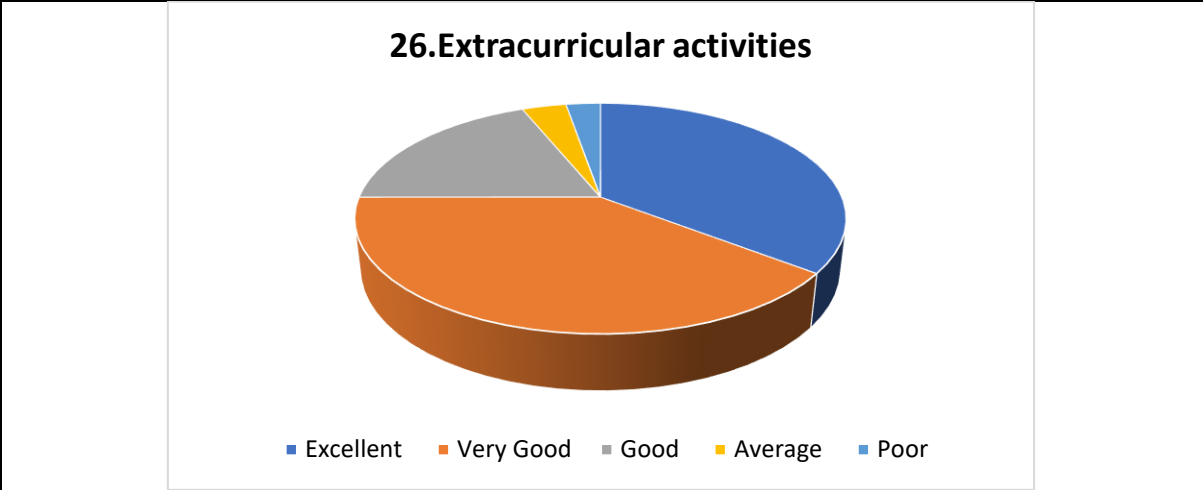


■ Excellent ■ Very Good ■ Good ■ Average ■ Poor

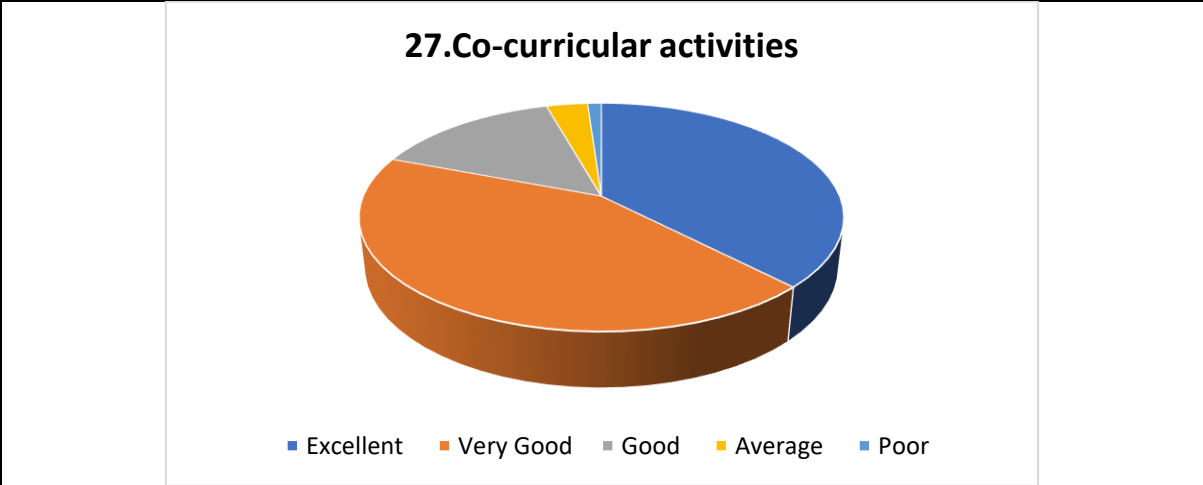
Excellent	Very Good	Good	Average	Poor
1471	468	99	44	21



Excellent	Very Good	Good	Average	Poor
1720	297	49	26	11

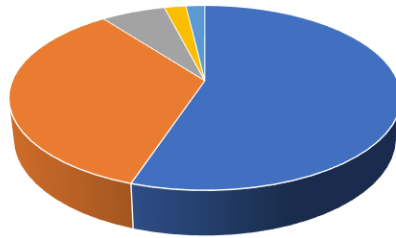


Excellent	Very Good	Good	Average	Poor
745	832	396	73	57



Excellent	Very Good	Good	Average	Poor
793	906	312	69	23

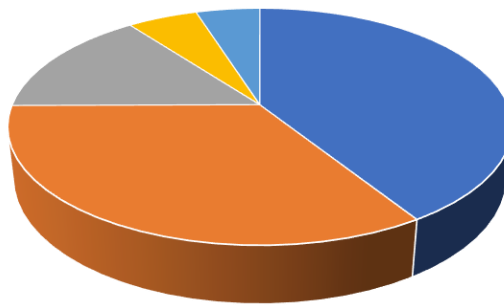
28.If using college transport, college transport facilities



■ Excellent ■ Very Good ■ Good ■ Average ■ Poor

Excellent	Very Good	Good	Average	Poor
1159	727	133	45	39

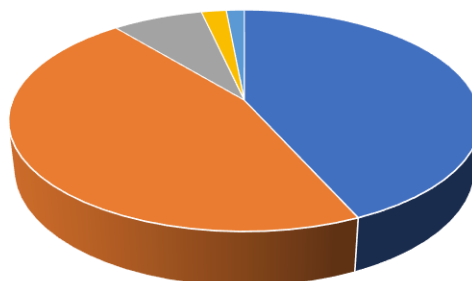
29.Service in Academic Section



■ Excellent ■ Very Good ■ Good ■ Average ■ Poor

Excellent	Very Good	Good	Average	Poor
863	712	312	113	103

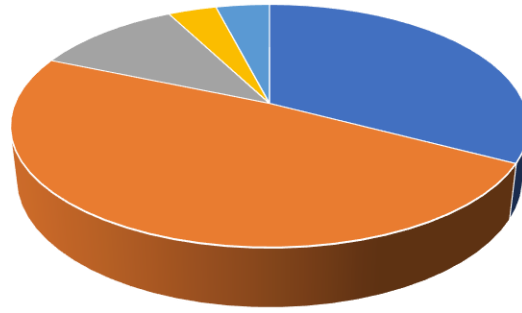
30.Service in Exam Branch



■ Excellent ■ Very Good ■ Good ■ Average ■ Poor

Excellent	Very Good	Good	Average	Poor
911	962	156	43	31

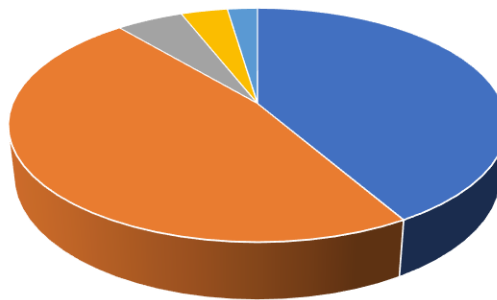
31. Service in Accounts Section



■ Excellent ■ Very Good ■ Good ■ Average ■ Poor

Excellent	Very Good	Good	Average	Poor
689	1023	231	76	84

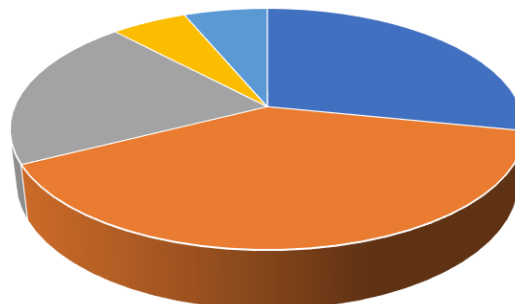
32. Physical Education Facilities



■ Excellent ■ Very Good ■ Good ■ Average ■ Poor

Excellent	Very Good	Good	Average	Poor
876	993	109	76	49

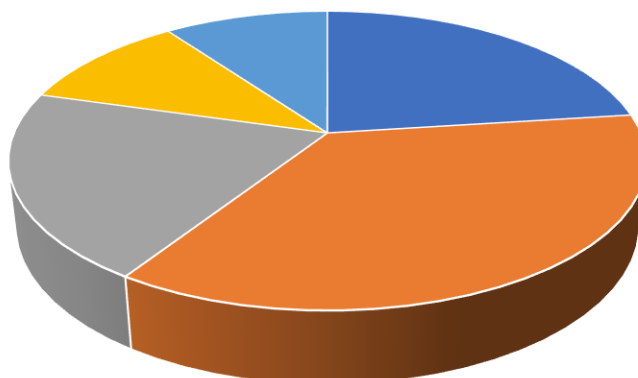
33. Quality of food in Canteen



■ Excellent ■ Very Good ■ Good ■ Average ■ Poor

Excellent	Very Good	Good	Average	Poor
593	826	432	120	132

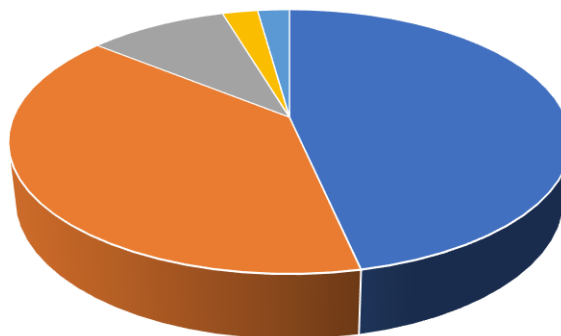
34. Service in the Canteen



■ Excellent ■ Very Good ■ Good ■ Average ■ Poor

Excellent	Very Good	Good	Average	Poor
483	761	427	223	209

35. Overall opinion of GCET in comparison to other colleges



■ Excellent ■ Very Good ■ Good ■ Average ■ Poor

Excellent	Very Good	Good	Average	Poor
980	825	201	51	46

B. L. Prakash

Dr. B. L. Prakash
Coordinator-IQAC